

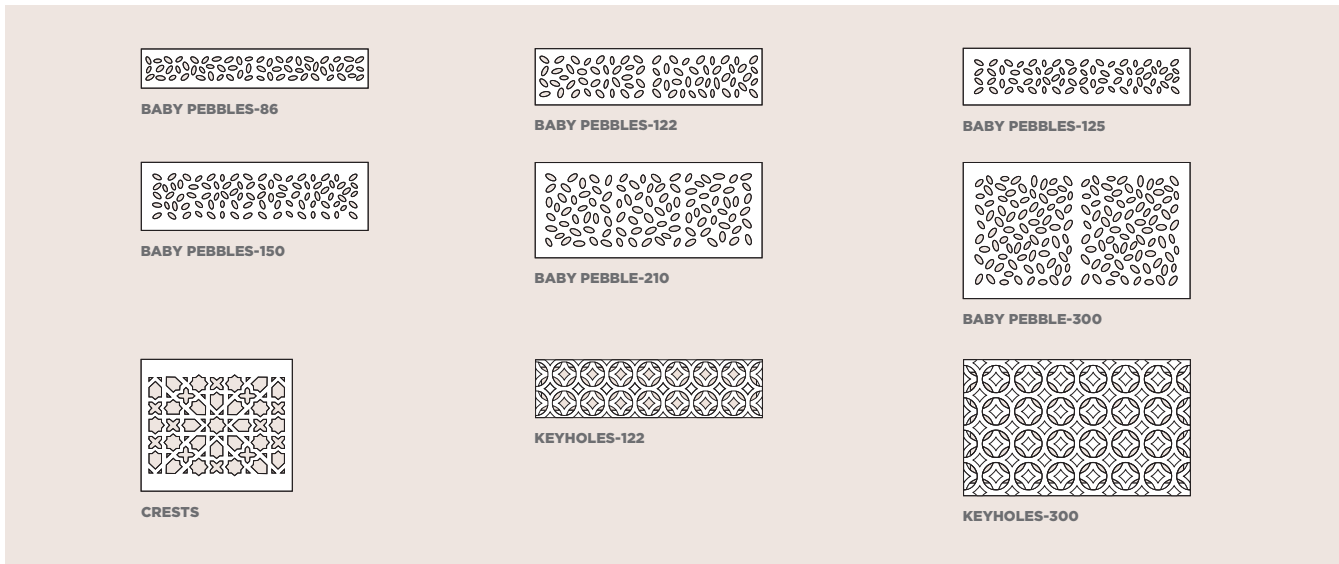
CREATIVE DESIGN GRATES

ALL CREATIVE DESIGN GRATINGS ARE STRICTLY FOR PEDESTRIAN APPLICATION ONLY UNLESS SPECIFIED OTHERWISE

CREATIVE DESIGN GRATINGS:- This range of gratings are created with various floral or graphic designs that allows the gratings to blend in more aesthetically with different landscapes and architecture. The gratings are limited to only pedestrian application.


PATTERN COLLECTION

PART NO.	WEIGHT	MODEL	DRAIN WIDTH	LOAD CLASS	ACTUAL GRATING SIZE
61115	4.4 lbs	BABY PEBBLES-86	2.20 to 2.44"	A15	3.39"W x 19.61"L x 0.91"(t)
61116	5.5 lbs	BABY PEBBLES-122	3.15 to 3.94"	6KN	4.80"W x 19.61"L x 0.75"(t)
61110	5.5 lbs	BABY PEBBLES-125	3.15 to 3.94"	6KN	4.92"W x 19.69"L x 0.98"(t)
61111	8.8 lbs	BABY PEBBLES-150	3.94 to 4.92"	6KN	5.91"W x 19.69"L x 0.98"(t)
61112	11 lbs	BABY PEBBLES-210	6.29 to 6.69"	6KN	8.27"W x 19.69"L x 0.98"(t)
61113	22 lbs	BABY PEBBLES-300	9.65 to 10.24"	6KN	11.81"W x 19.69"L x 1.38"(t)
61114	9.9 lbs	CRESTS-292	8.66 to 9.84"	6KN	11.50"W x 13.19"L x 0.98"(t)
61117	7.1 lbs	KEYHOLES-122	3.62"	A15	4.80"W x 19.61"L x 0.75/0.87"(t)
61118	15.4 lbs	KEYHOLES-300	9.84"	6KN	11.81"W x 19.61"L x 0.98/1.10"(t)



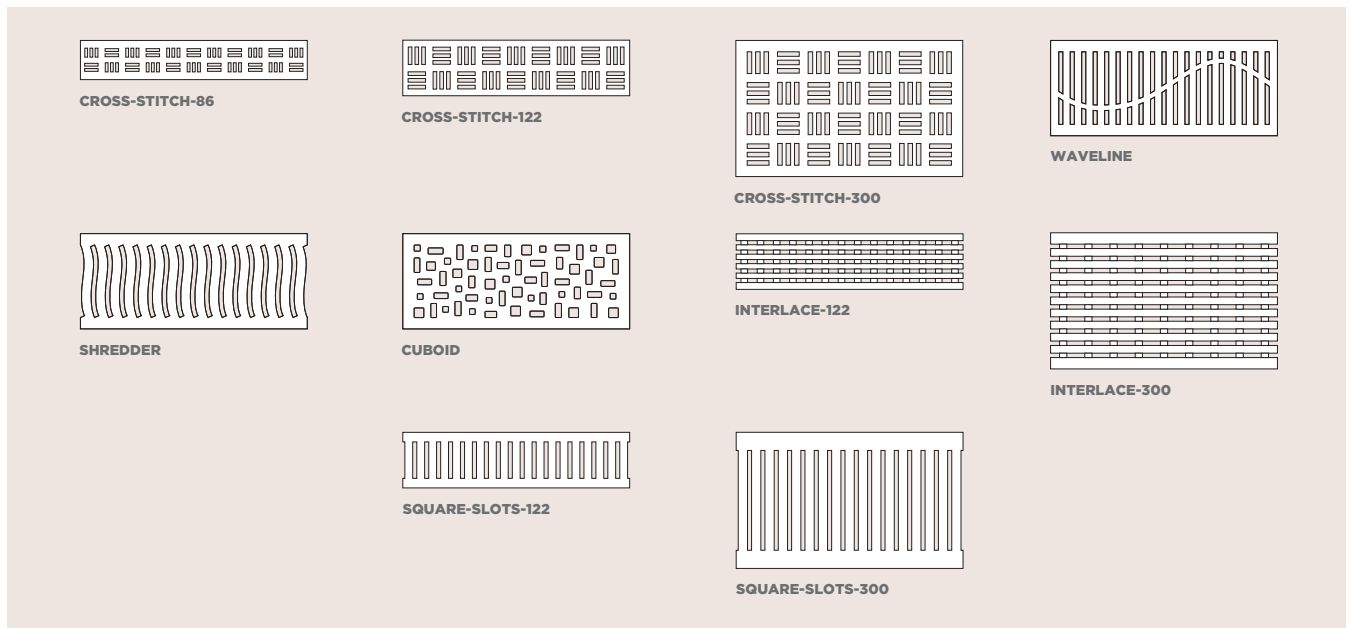
NATURE COLLECTION

PART NO.	WEIGHT	MODEL	DRAIN WIDTH	LOAD CLASS	ACTUAL GRATING SIZE
62110	12.1 lbs	FLORAL-300	9.84"	6KN	11.81"W x 14.96"L x 0.98"(t)
62111	11 lbs	LEAVES-310	8.27" to 10.24"	5KN	12.20"W x 13.19"L x 0.98"(t)
62112	17.6 lbs	FOREST-300	9.84"	5KN	11.81"W x 19.69"L x 0.98"(t)
62113	6.6 lbs	PALM-122	3.62"	A15	4.80"W x 19.61"L x 0.75/0.87"(t)
62114	15.4 lbs	PALM-300	9.84"	6KN	11.81"W x 19.69"L x 0.98/1.10"(t)



MODERN COLLECTION

PART NO.	WEIGHT	MODEL	DRAIN WIDTH	LOAD CLASS	ACTUAL GRATING SIZE
63115	4.4 lbs	CROSS-STITCH-86	2.36"	A15	3.39"W x 19.61"L x 0.91"(t)
63116	5.5 lbs	CROSS-STITCH-122	3.62"	A15	4.80"W x 19.61"L x 0.75"(t)
63110	15.4 lbs	CROSS-STITCH-300	9.84"	6KN	11.81"W x 19.69"L x 0.98"(t)
63111	11 lbs	WAVELINE-210	6.30 to 6.69"	A15	8.27"W x 19.69"L x 0.98"(t)
63112	11 lbs	SHREDDER-210	6.30 to 6.69"	A15	8.27"W x 19.69"L x 0.98"(t)
63114	8.8 lbs	CUBOID-210	6.30 to 6.69"	6KN	8.27"W x 19.69"L x 0.98"(t)
63117	5.5 lbs	INTERLACE-122	3.62"	A15	4.80"W x 19.61"L x 0.75/0.87"(t)
63118	12.1 lbs	INTERLACE-300	9.84"	6KN	11.81"W x 19.69"L x 0.87/0.98"(t)
63119	5.5 lbs	SQUARE-SLOTS-122	3.15"	A15	4.80"W x 19.61"L x 0.75"(t)
63120	15.4 lbs	SQUARE-SLOTS-300	9.84"	A15	11.81"W x 19.69"L x 0.98"(t)



AVANT-GARDE COLLECTION

PART NO.	WEIGHT	MODEL	DRAIN WIDTH	LOAD CLASS	ACTUAL GRATING SIZE
64115	6.6 lbs	CHISELED-122	3.62"	6KN	4.80"W x 19.61"L x 0.75/0.87"(t)
64116	9.9 lbs	CHISELED-300	9.84"	6KN	11.81"W x 19.69"L x 0.98/1.10"(t)
64110	15.4 lbs	CHISELED-RAIN-292	8.66 to 9.84"	6KN	11.50"W x 19.69"L x 0.98"(t)
64113	18.7 lbs	RAINING-300	9.84"	15KN	11.81"W x 19.69"L x 0.98"(t)
64114	17.6 lbs	RAIN-SWING-300	9.84"	15KN	11.81"W x 19.69"L x 0.98"(t)

